

## Pairing information

Before using your headset for the first time, you must connect it with your Bluetooth phone or device. Ensure that the headset is fully charged. For help pairing your headset to your specific phone, view the online demo at [www.plantronics.com/easytopair](http://www.plantronics.com/easytopair)

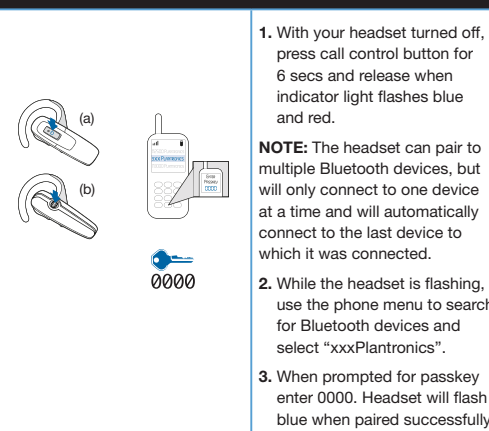
### QuickPair™

Plantronics has developed QuickPair technology, featured in many current Plantronics Bluetooth headsets, to make set-up with a Bluetooth phone even easier.

When you first switch on the headset it will automatically go into pairing mode for an extended period, flashing red and blue. Refer to the additional information below to complete the pairing.

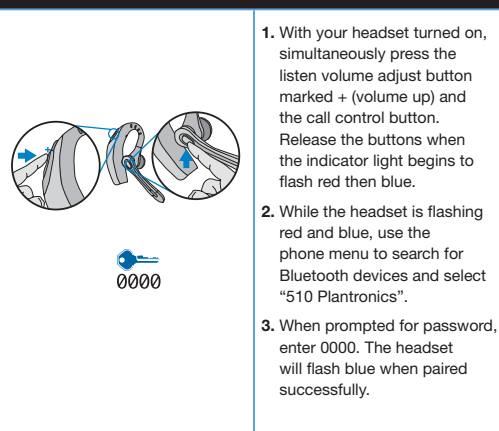
NOTE: You normally need to pair the headset and handset only once. If the headset has been previously paired with another device, please follow normal pairing instructions below.

#### Plantronics Explorer™ 220, 350, 360 and 370, Voyager™ 520



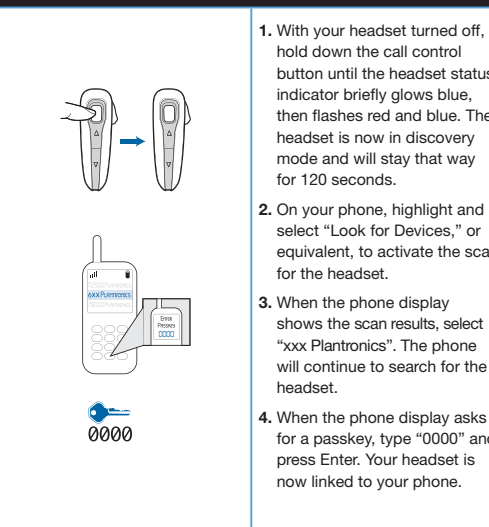
1. With your headset turned off, press call control button for 6 secs and release when indicator light flashes blue and red.  
**NOTE:** The headset can pair to multiple Bluetooth devices, but will only connect to one device at a time and will automatically connect to the last device to which it was connected.
2. While the headset is flashing, use the phone menu to search for Bluetooth devices and select "xxxPlantronics".
3. When prompted for passkey enter 0000. Headset will flash blue when paired successfully.

#### Plantronics Voyager 510



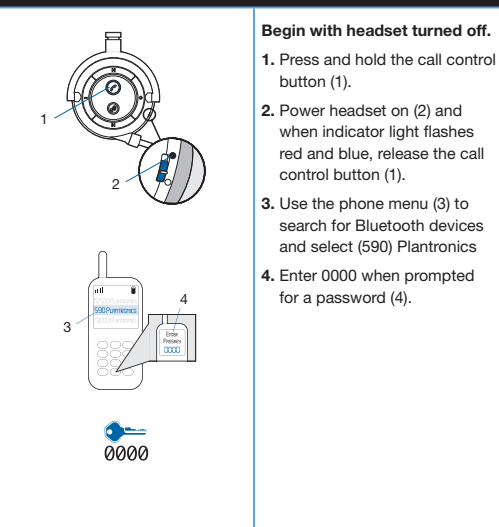
1. With your headset turned on, simultaneously press the listen volume adjust button marked + (volume up) and the call control button. Release the buttons when the indicator light begins to flash red then blue.
2. While the headset is flashing red and blue, use the phone menu to search for Bluetooth devices and select "510 Plantronics".
3. When prompted for password, enter 0000. The headset will flash blue when paired successfully.

#### Plantronics Discovery® 650/665, Voyager 815/855



1. With your headset turned off, hold down the call control button until the headset status indicator briefly glows blue, then flashes red and blue. The headset is now in discovery mode and will stay that way for 120 seconds.
2. On your phone, highlight and select "Look for Devices," or equivalent, to activate the scan for the headset.
3. When the phone display shows the scan results, select "xxx Plantronics". The phone will continue to search for the headset.
4. When the phone display asks for a passkey, type "0000" and press Enter. Your headset is now linked to your phone.

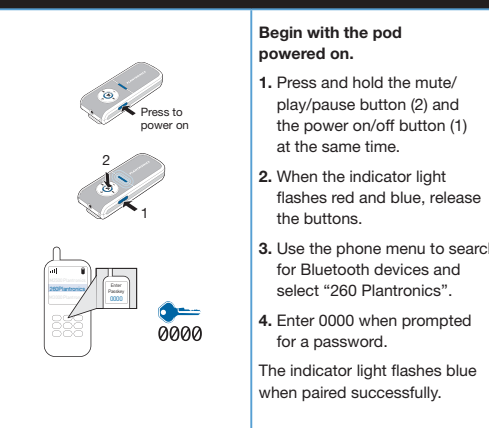
#### Pulsar® 590A



**Begin with headset turned off.**

1. Press and hold the call control button (1).
2. Power headset on (2) and when indicator light flashes red and blue, release the call control button (1).
3. Use the phone menu (3) to search for Bluetooth devices and select (590) Plantronics
4. Enter 0000 when prompted for a password (4).

#### Pulsar® 260



**Begin with the pod powered on.**

1. Press and hold the mute/play/pause button (2) and the power on/off button (1) at the same time.
2. When the indicator light flashes red and blue, release the buttons.
3. Use the phone menu to search for Bluetooth devices and select "260 Plantronics".
4. Enter 0000 when prompted for a password.

The indicator light flashes blue when paired successfully.

## Stylish headsets, backed by great technology

### Multipoint

(Discovery 650, Voyager 520, Voyager 510, Voyager 815/855, Pulsar 590A, Pulsar 260)

Most wireless devices use point-to-point, which means they can only be connected to one device at a time. For example, a mobile phone and a Bluetooth headset might be connected through point-to-point, or a PDA device might be paired with a computer.

When a headset has multipoint capability, it can receive information from more than one device at the same time. So, for example, you can pair two Bluetooth handsets to your headset. Once you've paired two Bluetooth handsets to your headset you will be alerted to incoming calls on either device. Although you can switch between two paired handsets, multipoint technology does not have the capability to place one call on hold or allow you to converse on both phones simultaneously.

Multipoint technology has a different function for stereo phones with the A2DP Bluetooth profile. For example, the Voyager 855 headset will alert you to incoming calls so you immerse yourself in music, easily take a call and then resume listening to music.

### WindSmart® and Wind Screen

(Explorer 370, Voyager 510, Voyager 520)

Plantronics' patent-pending WindSmart technology uses a specially designed material over the microphone to diffuse wind noise, so that even in windy environments, such as the car or the street, users can enjoy crisp, clear conversations.

### AudiolQ®

(Discovery 665, Voyager 815/855)



### AudiolQ: the smartest way to hear and to be heard.

AudiolQ is a new Digital Signal Processing (DSP) technology building on Plantronics' history of innovation and sound technology leadership.

AudiolQ technology is smart enough to know what you really want to hear. It provides noise reduction and automatic enhancement of incoming voice quality as your surroundings change, so you carry on hands-free conversations without having to struggle to hear and be heard.

### What does it do when you are listening?

Plantronics is the only company helping you to hear your calls, because there are two sides to every conversation.

AudiolQ technology enhances what you are hearing in reaction to the "sound environment" you are in. AudiolQ also improves call-quality by cleaning up degraded far-end call quality.

### What does it do when you are talking?

AudiolQ reduces background noise by up to 8dB, so that the person you are talking to can hear you more clearly.

### The best way to explain it:

If you listen to music in your car, you'll know that you have to constantly adjust the volume because the background noise is changing. AudiolQ makes the adjustment automatically—ideal for a mobile professional on an important call.

If the noise around you is louder, you need a bit more volume when you are listening, but you also need the background noise eliminated when you are talking. Plantronics headsets featuring AudiolQ adjust for both situations so can you hear and be heard in noisy environments.

To experience AudiolQ go to [www.plantronics.com/AudiolQ](http://www.plantronics.com/AudiolQ) or hear it in action at 1 (888) 528-3464.

### Choosing Plantronics is a Sound Decision

In 1969, a Plantronics headset carried the historic first words from the moon: "That's one small step for man, one giant leap for mankind." Since then, Plantronics has become the headset of choice for mission-critical applications such as air traffic control, emergency dispatch, and the New York Stock Exchange.

Today, our Bluetooth headsets take communications and entertainment to new heights, making hands-free communications and digital entertainment richer, clearer and more convenient. We make advanced products yet understand that simplicity is equally important so we provide uncomplicated features and universal compatibility in every Bluetooth headset. Technology alone does not maintain a competitive edge, so we design Bluetooth headsets that also meet the comfort, proportions and aesthetics required by consumers worldwide.

Plantronics has developed a range of Bluetooth mobile headsets to meet the challenges of everyday life—proving that choosing Plantronics is a sound decision.

[www.plantronics.com](http://www.plantronics.com)

©2008 Plantronics, Inc. All Rights Reserved. Plantronics, the logo design, AudiolQ, the AudiolQ logo, QuickPair, Pulsar, WindSmart, Plantronics Voyager, Plantronics Explorer, Plantronics Discovery, AcuSpeak and Sound Innovation are trademarks or registered of Plantronics, Inc. The Bluetooth® word mark and logos are owned by Bluetooth SIG, Inc. and any use of such marks by Plantronics, Inc. is under license. MST-25 (03.08)



# EXPRESS YOURSELF



## Bluetooth® Headset Portfolio SPRING 2008



What do you want to use your headset for?	For Easy Everyday Communications Affordable hands free calls at a touch of a button			In Car, Hands-Free Conversations Stay legal and connected with the best in car technology		Multiple Device Connectivity One headset to communicate with all your mobile devices				For Music & Calls on the Move Enjoy wireless stereo music in between your calls		
	Plantronics Explorer® 220	Plantronics Explorer® 360	Plantronics Explorer® 370	Plantronics Explorer® 350	Plantronics Discovery® 665	Plantronics Voyager™ 510	Plantronics Voyager™ 520	Plantronics Discovery® 650	Plantronics Voyager™ 815	Plantronics Pulsar® 260	Plantronics Pulsar® 590A	Plantronics Voyager™ 855
<b>Target customer</b>	First time buyer seeking a comfortable, reliable and affordable headset	First time buyer seeking style, comfort and ease of use	Ideal for those who work and play outside	For the mobile professional to stay connected and focused while driving	Style conscious professional who needs the audio performance in car	Mobile professional who needs one headset for multiple communication devices	Ideal for professionals who are often outdoors	Style conscious mobile professional who needs one headset for multiple devices	Mobile professionals requiring premium sound quality even in noisy environments	Music lovers seeking a discreet stereo headset	Music lovers needing the latest communication and entertainment technology	Mobile professionals seeking one headset to control calls and music
<b>Key differentiators</b>	Excellent comfort and ease of use at an entry level price	Petite earloop and contoured eartip for all day comfort	Ruggedized to Military Std 810 for water, dust and shock resistance	In-car charging and storage system	AudioIQ® noise control, in-car charging cradle and incoming call indicator	Noise canceling headset with WindSmart® wind noise reduction technology	Noise canceling headset with wind noise reduction screen and desktop cradle	Lightweight headset for multiple devices	Sound-isolating earbud with AudioIQ and extendible mic boom	Discreet headset for the multimedia generation	Listen to music on your mobile phone and PC	Seal out the noise and immerse yourself in clear calls or stereo music
<b>Product benefits</b>	<ul style="list-style-type: none"> <li>QuickPair™ technology and simple user interface makes this an ideal first headset</li> <li>Great battery life—requires few charges</li> <li>Simple and intuitive control for ease of use</li> </ul>	<ul style="list-style-type: none"> <li>Simple and intuitive control for the easiest of use</li> <li>Great battery life—requires few charges</li> <li>QuickPair technology and simple user interface makes this an ideal first headset</li> </ul>	<ul style="list-style-type: none"> <li>Built in screen reduces wind noise</li> <li>Contoured eartip channels sound right into ear</li> <li>Sporty lanyard holds headset</li> </ul>	<ul style="list-style-type: none"> <li>Comes with handy car kit to stow and charge your headset</li> <li>Simple and intuitive controls for ease of use</li> <li>Great battery life—requires few charges</li> </ul>	<ul style="list-style-type: none"> <li>AudioIQ technology automatically adjusts voice levels depending on the environment for optimum call clarity</li> <li>Multiple charging options</li> <li>Provides visual information on incoming calls and missed calls and battery charge level</li> </ul>	<ul style="list-style-type: none"> <li>Noise-canceling microphone and WindSmart technology for clear transmission</li> <li>Multipoint technology allows the user to have 2 active Bluetooth phones connected at any one time</li> <li>Choice of changeable eartips</li> <li>Simple and intuitive controls</li> </ul>	<ul style="list-style-type: none"> <li>Multipoint technology allows the user to have 2 active Bluetooth phones connected at any one time</li> <li>Noise-canceling microphone reduces background noise</li> <li>Wind noise reduction screen</li> </ul>	<ul style="list-style-type: none"> <li>Eartips in 3 sizes and optional earloop provide customized, secure fit</li> <li>Multipoint technology allows the user to have 2 active Bluetooth phones connected at any one time</li> <li>Automatically answers the call when the headset is removed from the charging pocket</li> </ul>	<ul style="list-style-type: none"> <li>AudioIQ technology automatically adjusts voice levels depending on the environment to ensure optimum call clarity</li> <li>Sliding boom automatically answers and ends calls</li> <li>Multipoint technology allows the user to have 2 active Bluetooth phones connected at any one time</li> <li>Occluded sound-isolating earbud</li> </ul>	<ul style="list-style-type: none"> <li>Delivers a full rich audio experience through sound isolating earbuds</li> <li>The Bluetooth adapter allows you to control your music and take calls seamlessly</li> <li>Audio Line Out—adapter cable enables you to stream Bluetooth music from your stereo phone to your hi-fi or powered speakers for public listening</li> </ul>	<ul style="list-style-type: none"> <li>Plug adapter to any 3.5mm headphone connection to enable as Bluetooth device, e.g., PC, iPods, MP3 players</li> <li>Headset controls enable you to remotely control your listening and seamlessly take calls</li> <li>Telescopic voice tube for clear voice transmission on your mobile phone</li> <li>Additional accessories—desktop charging stand, in flight cord and USB charger</li> </ul>	<ul style="list-style-type: none"> <li>Headset controls enable you to remotely control your listening and seamlessly take calls</li> <li>AudioIQ technology automatically adjusts voice levels depending on the environment to ensure optimum call clarity</li> <li>Sliding boom automatically answers and ends calls</li> <li>Sound-isolating earbuds</li> </ul>
<b>Technical data &amp; product information</b>												
<b>Multipoint</b>							✓	✓	✓	✓ (Stereo)	✓ (Stereo)	✓ (Stereo)
<b>Enhanced noise reduction</b>			Built in wind screen		AudioIQ technology	Noise-canceling mic, WindSmart technology	Noise-canceling microphone, built in wind screen		AudioIQ technology, sliding mic boom, sound-isolating earbud	AcuSpeak® technology	—	AudioIQ technology, sliding mic boom, sound-isolating earbuds
<b>Battery with up to talk / standby time</b> <small>* with AAA charger ** up to talk / listen / standby time</small>	6 hrs / 8 days	7 hrs / 8 days	7 hrs / 8 days	8 hrs / 10 days	3.5 hrs / 3 days	6 hrs / 4 days	8 hrs / 7.5 days	5 hrs / 7 days	7 hrs / 7.5 days	9 hrs** / 7 hrs / 8 days	12 hrs** / 10 hrs / 5 days	7 hrs** / 5 hrs / 8 days
<b>Weight</b>	15g	13g	20g	17g	9g	17g	16g	9g	11g	36g	97g	11g mono / 15g stereo
<b>Mute</b>					✓	✓		✓	✓	✓	✓	✓
<b>Missed call indicator</b>	✓	✓	✓	✓	✓	✓	✓	✓	✓	✓	✓	✓
<b>Charging options</b>	AC charger	AC charger (360A includes car charger)	AC charger (370A includes car charger)	USB charger, car charger	USB charger, car charger	AC charger	AC charger, desk stand	AC charger, AAA charger	AC charger	AC charger	AC charger, USB charger, desk stand	AC charger
<b>Packaging</b>												
<b>Wearing Style Options</b>	Swivel earloop for wearing over either ear	Swivel earloop for wearing over either ear	Swivel earloop for wearing over either ear, lanyard	Swivel earloop for wearing over either ear	S, M, L gel eartips, optional earloop	Swivel boom, eartip kit	Swivel earloop for wearing over either ear	Eartip kit, optional earloop	S, M, L occluded earbuds, foam earbuds, optional earloops	Eartip kit, necklace		S, M, L occluded earbuds, foam earbuds, optional earloop, stereo earbud
<b>Part number</b>	75637-01	78466-01	Sport: 78504-01 Rugged: 78505-01	73367-61	71890-01	72270-01	75859-01	75210-01	76250-01	75215-01	69749-01	76300-01
<b>Dimensions</b>	Single Pack (H x W x D)	10.4" x 5.7" x 2"	6" x 9.875" x 2.25"	9" x 5.5" x 2.25"	9" x 5.5" x 2.25"	9" x 5.5" x 2.25"	9" x 5.5" x 2.25"	9" x 5.5" x 2.25"	9" x 5.5" x 2.25"	9" x 5.5" x 2.2"	12" x 8.25" x 3.9"	9" x 5.5" x 2.25"
	3 Pack (H x W x D)	6" x 5.1" x 10.5"	6.25" x 7.375" x 10.25"	7.3" x 5.8" x 9.8"	7.3" x 5.8" x 9.8"	7.3" x 5.8" x 9.8"	7.3" x 5.8" x 9.8"	7.3" x 5.8" x 9.8"	7.3" x 5.8" x 9.8"	7.3" x 5.8" x 9.8"	12.3" x 8.5" x 12.5"	7.3" x 5.8" x 9.8"
	12 Pack (H x W x D)	12.6" x 11.3" x 11.3"	12.75" x 15.125" x 11"	15.1" x 12.7" x 10.5"	15.1" x 12.7" x 10.5"	15.1" x 12.7" x 10.5"	15.1" x 12.7" x 10.5"	15.1" x 12.7" x 10.5"	15.1" x 12.7" x 10.5"	15.1" x 12.7" x 10.5"	25.2" x 17.6" x 13.25"	15.1" x 12.7" x 10.5"
	24 Pack (H x W x D)	N/A	N/A	N/A	N/A	N/A	N/A	N/A	N/A	N/A	N/A	N/A
<b>MSRP</b>	59.95	69.95	79.95	89.95	149.95	99.95	99.95	129.95	129.95	109.95	249.95	149.95